




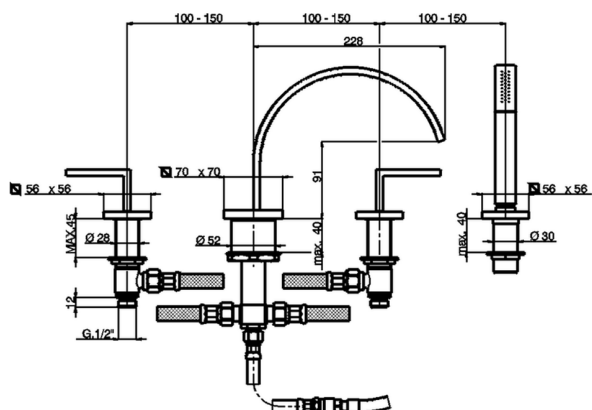

Miscelatore bordo vasca 4 fori WAVE_WA000261

MODELLO **WA000261**

Miscelatore bordo vasca 4 fori, deviatore 2 uscite, doccetta monogetto minimale in Ottone

FINITURE DISPONIBILI

-  **21** 21 Cromo
-  **2F** 2F Nichel Spazzolato
-  **2Q** 2Q Black Titanium



CARATTERISTICHE



Miscelatore bordo vasca 4 fori WAVE_WA000261



WA 00026 1 (WA 00025 1)

NR.	DESCRIZIONE DESCRIPTION BESCHREIBUNG DESCRIPTION	N.CODICE CODE NO. WERSKNR. NR.CODE	NR.	DESCRIZIONE DESCRIPTION BESCHREIBUNG DESCRIPTION	N.CODICE CODE NO. WERSKNR. NR.CODE	NR.	DESCRIZIONE DESCRIPTION BESCHREIBUNG DESCRIPTION	N.CODICE CODE NO. WERSKNR. NR.CODE
1	Leva "WA" -destra- Lever "WA" -droite- Hebel "WA" -right- Hebel "WA" -rechts- Palanca WA derecha	ZZ947100	7-1	Vitone ceramico 1/2" DX 90° Tete ceramique 1/2" droite 90° Ceramic headvalve 1/2" right 90° Keramikoberteil 1/2" - rechts - 90° Montura cerámica 1/2" DER 90°	ZZ929070	9	Set installazione bocca bordo vasca Set installation bec sur gorge Installation set deck mounted bath spout Befestigungsset Wannenauslauf Juego de instalación	ZZ949410
1-1	Grano punta plana inox M.4x4 Vis speciale inox M.4x4 Screw stainless steel M.4x4 Madenschraube M.4x4 Clavija acero inoxidable M.4x4	ZZ933280	7	Piantana lavabo "WA"sx Corp lateral "WA"sx Tail piece-basin mixer "WA"sx Unterteil-WT-"WA"sx Manguito roscado lavabo "WA" derecha	ZZ948690	10	Guarnizione fibra 18,5x11x2 Joint en fibre 18,5x11x2 Gasket rubber 18,5x11x2 Fiberdichtung 18,5x11x2 Junta fibra 18,5x11x2	ZZ927140
1	Leva "WA" -Sinistra- Lever "WA" -gauche- Hebel "WA" -links- Palanca WA izq	ZZ947060	7-1	Vitone ceramico 1/2" SX 90° Tete ceramique 1/2" gauche 90° Ceramic headvalve 1/2" left 90° Keramikoberteil 1/2" - links 90° Montura cerámica 1/2" IZQ 90°	ZZ929060	11	Guarnizione fibra 3/8" Joint en fibre 3/8" Gasket rubber 3/8" Fiberdichtung 3/8" Junta fibra 3/8"	ZZ926960
1-1	Grano punta plana inox M.4x4 Vis speciale inox M.4x4 Screw stainless steel M.4x4 Madenschraube M.4x4 Clavija acero inoxidable M.4x4	ZZ933280	8	Bocca batteria vasca con deviazione Bec bain/douche avec inverseur Spout bath mixer with diverter Wannenauslauf mit Umstellung Caño de erogacion con desviador	ZZ949310	12	Doccia minimale Douchette minimal Minimal handshower Handbrause minimal Ducha minimal	DS014090
2	Cappuccio batteria lavabo "WA" Rosace "WA" Eschtcheon "WA" Abdeckkappe "WA" Capuchón batería lavabo WA	ZZ947030	8	Bocca batteria vasca senza deviazione Bec bain/douche sans inverseur Spout bath mixer without diverter Wannenauslauf ohne Umstellung Caño de erogacion con desviador	ZZ949320	13	Guarnizione fibra 18,5x11x2 Joint en fibre 18,5x11x2 Gasket rubber 18,5x11x2 Fiberdichtung 18,5x11x2 Junta fibra 18,5x11x2	ZZ927140
2-1	Plattello maniglia "WA" Platine pour croissillon "WA" Screw for handle "WA" Scheibe "WA" Platillo maneta WA	ZZ947050	8-1	Pomolo per deviazione batteria vasca Pommeau pour inverseur bain/douche Knob for diverter bath mixer Knopf für Umstellung Badebatterie Pomo para desviación	ZZ949330	14	Raccordo conico doccia batteria vasca Raccord douche sur gorge Connection for shower Anschluss Racor cónico ducha batería bañera	ZZ926800
2-2	Rondella antirifrazione Joint pour bague couverture Washer for covering tube Dichtung fuer Huelse Arandela anti rifrjcion	ZZ947040	8-2	Grano punta plana inox M.4x4 Vis speciale inox M.4x4 Screw stainless steel M.4x4 Madenschraube M.4x4 Clavija acero inoxidable M.4x4	ZZ933280	15	Cappuccio supporto doccia b.vasca Rosace douche pour bain/douche Eschtcheon deck mounted shower Abdeckkappe Brausehalter Capuchón WA	ZZ949420
2-3	Grano punta plana inox M.4x4 Vis speciale inox M.4x4 Screw stainless steel M.4x4 Madenschraube M.4x4 Clavija acero inoxidable M.4x4	ZZ933280	8-3	Rosone per bocca con deviazione Rosace pour bec avec inverseur Escutcheon for spout with diverter Rosette für Auslauf mit Umstellung Capuchón WA con desviador	ZZ949340	15-1	Grano punta plana inox M.4x4 Vis speciale inox M.4x4 Screw stainless steel M.4x4 Madenschraube M.4x4 Clavija con punta plana acero inoxidable M.4x4	ZZ933280
2-4	Placchetta maniglia LS Plaqueette cache - vis crois LS Cap for handle LS Abdeckkappe LS Griff Plaquita maneta LS	ZZ933710	8-3	Rosone per bocca senza deviazione Rosace pour bec sans inverseur Escutcheon for spout without diverter Rosette für Auslauf ohne Umstellung Capuchón WA sin desviador	ZZ949350	15-2	Placchetta maniglia LS Plaqueette cache - vis crois LS Cap for handle LS Abdeckkappe LS Griff Plaquita maneta LS	ZZ933710
3	Set installazione batteria lavabo Set installation Installation set basin mixer Befestigungsset Juego de instalación batería lavabo	ZZ947020	8-4	Grano punta plana inox M.4x4 Vis speciale inox M.4x4 Screw stainless steel M.4x4 Madenschraube M.4x4 Clavija acero inoxidable M.4x4	ZZ933280	16	Ghiera conica per supporto doccia Ecrou conique support de douche Tapered ring for shower holder Mutter Konus für Brausehalter Casquete de fijación	ZZ949430
4	Vite M.4x45 Vis M. 4x45 Screw M. 4x45 Schraube M. 4x45 Tornillo M.4x45	ZZ947330	8-5	Placchetta maniglia LS Plaqueette cache - vis crois LS Cap for handle LS Abdeckkappe LS Griff Plaquita maneta LS	ZZ933710	17	Gambo supporto doccia Support douche Handshower holder's shaft Schaft fuer Brausehalter Vástago soporte ducha	ZZ928240
5	Prolunga asta vitone batteria "WA" Rallonge pour tête céramique "WA" Extension for ceramic headvalve "WA" Verlängerung fuer Oberteil "WA" Alargador "WA"	ZZ947390	8-6	Rosone per asta deviazione Rallonge pour tige inverseur Extension set for diverter's rod Verlängerungsset für Umstellstange Alargador "WA"	ZZ949360	18	Flexibile 175 cm. Ø14 3/8" x M.15x1 Flex 175 cm. Ø14 3/8" x M.15x1 Flex 175 cm. Ø14 3/8" x M.15x1 Brauseschlauch 175 Ø14 3/8" x M.15x1 Flexo 175 cm. Ø14 3/8" x M.15x1	ZZ927570
6	Riduzione brocciata completa Reduction avec brochage complete Complete broached reduction piece Verkuerzung Raewerkzeug komplett Reducción brochada completa	ZZ933300	8-7	Vite inox M.40x40 Vix inox M.40x40 Stainless steel M.40x40 Schraube Inox M.40x40 Tornillo M.4x40	ZZ949370			
7	Piantana lavabo "WA"dx Corp lateral "WA"dx Tail piece-basin mixer "WA"dx Unterteil-WT-"WA"dx Manguito roscado lavabo "WA" izq	ZZ948680	8-8	Asta deviazione completa Tige inverseur complet Rod for diverter Stange für Umstellung Asta desviador	ZZ949400			

WA000261

<https://www.cisal.it/miscelatore-bordo-vasca-4-fori-wave-wa000261>

2026-05-02