






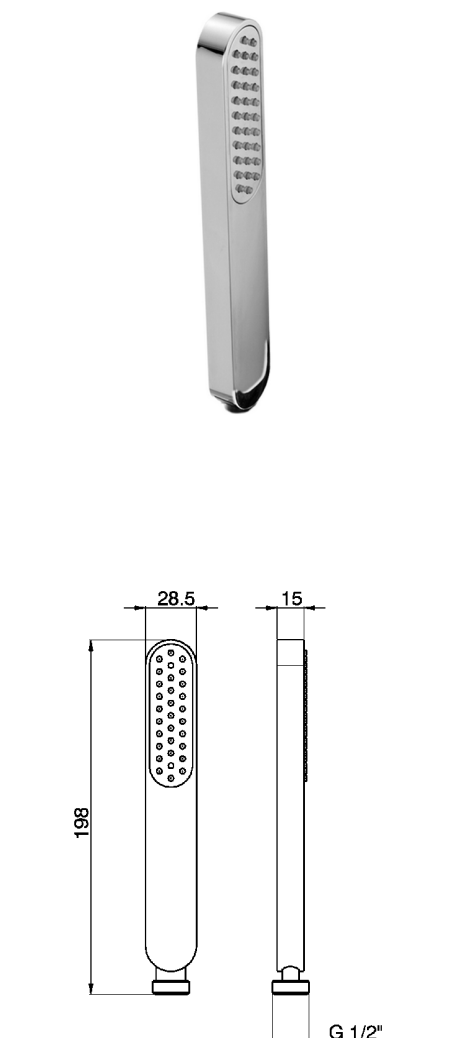
Doccetta Lineaviva SHOWER_DS014250

MODELLO **DS014250**

Doccetta Lineaviva, monogetto in ABS

FINITURE DISPONIBILI

-  **21** 21 Cromo
-  **2B** 2B Nichel Lucido
-  **2F** 2F Nichel Spazzolato
-  **40** 40 Nero Opaco
-  **4Q** 4Q Bianco Opaco



CARATTERISTICHE



2026-06-15