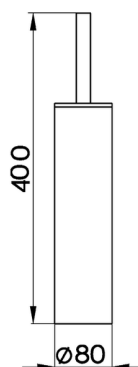









## Porta scopino ACCESSORI BAGNO\_SY090650

MODELLO **SY090650**

Porta scopino, predisposto con fori per sistema fissaggio a muro, per applicazione a muro abbinare art. SY090660, art. SY090660 non incluso, in Ottone



### FINITURE DISPONIBILI

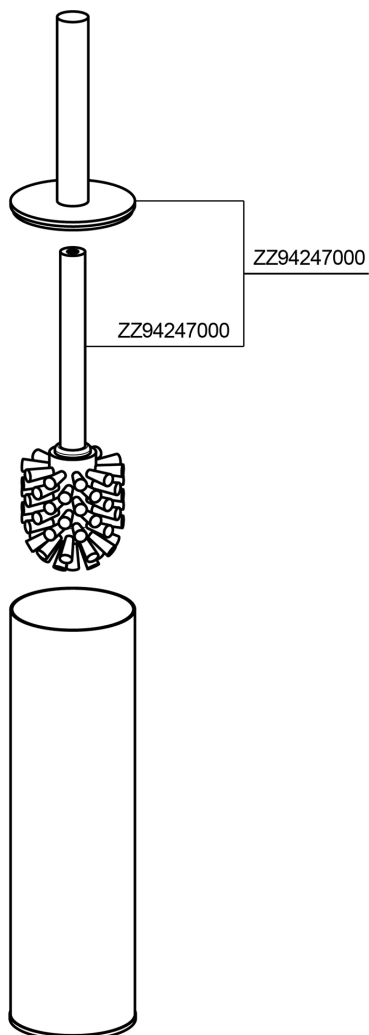
-  **21** 21 Cromo
-  **2B** 2B Nichel Lucido
-  **2F** 2F Nichel Spazzolato
-  **2P** 2P Oro Rosa
-  **2Q** 2Q Black Titanium
-  **40** 40 Nero Opaco
-  **4Q** 4Q Bianco Opaco

### CARATTERISTICHE

Incasso **SY090660**



## Porta scopino ACCESSORI BAGNO\_SY090650



SY090650

<https://www.cisal.it/porta-scopino-accessori-bagno-sy090650>

2026-05-28